

## COVER PAGE

### Registration Information

Please provide us with the following information (please print)

Name: \_\_\_\_\_.

Organization: \_\_\_\_\_.

Job title: \_\_\_\_\_.

Email address: \_\_\_\_\_.

Telephone number: \_\_\_\_\_.

### Confidentiality and Use of Survey Information

Thank you for participating in the Pandemic Influenza Vaccine Prioritization Survey. Information you provide for this survey is confidential. The information you provide WILL NOT be used to assess individual preferences or knowledge. All individual data responses will be entered anonymously.

The survey results will be aggregated and analyzed to inform the pandemic influenza vaccine prioritization process. The aggregate results of this survey may be disseminated in publications and presentations.



**Before proceeding, please sign and date below to indicate your compliance with the following statement.**

**I have read and understood the confidentiality statement and agree to participate in this survey.**

*Name:* \_\_\_\_\_ *Date:* \_\_\_\_\_.

## INTRODUCTION

The Pandemic Influenza Decision Analysis Scoring Tool (DAST) was developed to assist the Department of Health and Human Services National Vaccine Program Office (HHS-NVPO) with identifying and prioritizing target populations for pandemic influenza vaccine to achieve the federal government's goals of limiting the spread of a pandemic and of minimizing health, social and economic consequences. This tool will evaluate target groups along competing criteria or purposes and assign a numerical score to each group. At the end of this process, the DAST will produce a rank-ordered list of target groups prioritized for influenza vaccination that can be implemented within national, state, local and tribal jurisdictions.

## Intervention Goals

The Department of Homeland Security has identified three goals for the national pandemic influenza response to achieve:

1. To stop, slow or otherwise limit the spread of a pandemic to the United States (***delay and contain the pandemic***)
2. To limit the domestic spread of a pandemic, and mitigate disease, suffering and death (***reduce health consequences***)
3. To sustain infrastructure and mitigate impact to the economy and the functioning of society (***reduce economic consequences and social disruption***)

## Survey Overview

The survey questionnaire is divided into three sections:

**Section A.** This section will ask you to evaluate the relative importance of the vaccination purposes based on their ability to achieve the pandemic response goals. The results from this section will determine how heavily each purpose is weighted in the final analysis.

**Section B.** This section will ask you to answer a series of questions for specific target groups based on the target groups' occupational roles. The results of this section will determine how well each target population meets the relevant vaccination purposes.

**Section C:** This section will ask you to evaluate the survey process and instrument. The results of this section will help us improve the survey for subsequent use as well as help us analyze the results.

***Please complete ALL of the questions in the survey to the best of your ability.***

**SECTION A. RATING THE IMPORTANCE OF VACCINATION PURPOSES**

This section asks you to evaluate the relative importance of vaccination purposes in their ability to achieve the intervention goals. The results from this section will determine how heavily each purpose is weighted in the final analysis.

**Vaccination Criteria**

Please refer to **Reference Document Pages 2-3, Table 1** and review the vaccination purposes and definitions. ***Please do not continue with the survey until you understand the terms and definitions for the ten vaccination purposes.***

PRIORITIZATION PURPOSES	
1.	To reduce risk of complications (severe illness/death)
2.	To reduce occupational risk of infection
3.	To reduce risk of transmission to vulnerable persons (persons not protected by vaccine)
4.	To maximize vaccine effectiveness
5.	To protect persons providing pandemic response services
6.	To protect persons providing services to delay entry of pandemic into US
7.	To protect persons who maintain national and homeland security
8.	To protect persons providing essential community and government services
9.	To protect persons providing essential economic services
10.	To protect children

**Rating Scale Exercise**



**INSTRUCTIONS**

Please **RATE** the importance of each purpose in determining which groups should be vaccinated in the early stages of the pandemic. **(0= not important at all, 1=least important, 7 = most important)**. We will use this information to assign weights to the purposes. Purposes given a higher weight will have a larger impact on the ranking of target groups.

Begin by reviewing the entire list of purposes. Find the purpose that you think is most important and assign a score. Then find the purpose that you think is least important and assign a score. The other purposes should fall in between. If you feel that two purposes are equally important, assign them the same score.

	<i>Not important</i>		<i>Less Important</i>		<i>Moderately Important</i>		<i>Most important</i>	
	<b>0</b>	<b>1</b>	<b>2</b>	<b>3</b>	<b>4</b>	<b>5</b>	<b>6</b>	<b>7</b>
<b>We should prioritize vaccine to people who are...</b>								
Most likely to become severely ill or die	<input type="checkbox"/>	<input type="checkbox"/>	<input type="checkbox"/>	<input type="checkbox"/>	<input type="checkbox"/>	<input type="checkbox"/>	<input type="checkbox"/>	<input type="checkbox"/>
Most likely to be infected because of occupation	<input type="checkbox"/>	<input type="checkbox"/>	<input type="checkbox"/>	<input type="checkbox"/>	<input type="checkbox"/>	<input type="checkbox"/>	<input type="checkbox"/>	<input type="checkbox"/>
Most likely to transmit the virus to the most vulnerable persons (persons who cannot be protected by vaccine)	<input type="checkbox"/>	<input type="checkbox"/>	<input type="checkbox"/>	<input type="checkbox"/>	<input type="checkbox"/>	<input type="checkbox"/>	<input type="checkbox"/>	<input type="checkbox"/>
Most likely to be protected by vaccine	<input type="checkbox"/>	<input type="checkbox"/>	<input type="checkbox"/>	<input type="checkbox"/>	<input type="checkbox"/>	<input type="checkbox"/>	<input type="checkbox"/>	<input type="checkbox"/>
Providing pandemic response services	<input type="checkbox"/>	<input type="checkbox"/>	<input type="checkbox"/>	<input type="checkbox"/>	<input type="checkbox"/>	<input type="checkbox"/>	<input type="checkbox"/>	<input type="checkbox"/>
Providing services to delay entry of pandemic virus into US	<input type="checkbox"/>	<input type="checkbox"/>	<input type="checkbox"/>	<input type="checkbox"/>	<input type="checkbox"/>	<input type="checkbox"/>	<input type="checkbox"/>	<input type="checkbox"/>
Protecting national and homeland security	<input type="checkbox"/>	<input type="checkbox"/>	<input type="checkbox"/>	<input type="checkbox"/>	<input type="checkbox"/>	<input type="checkbox"/>	<input type="checkbox"/>	<input type="checkbox"/>
Providing essential community and government services	<input type="checkbox"/>	<input type="checkbox"/>	<input type="checkbox"/>	<input type="checkbox"/>	<input type="checkbox"/>	<input type="checkbox"/>	<input type="checkbox"/>	<input type="checkbox"/>
Providing essential economic (financial) services	<input type="checkbox"/>	<input type="checkbox"/>	<input type="checkbox"/>	<input type="checkbox"/>	<input type="checkbox"/>	<input type="checkbox"/>	<input type="checkbox"/>	<input type="checkbox"/>
children								



***You have now completed Section A. Please wait for the presenter to indicate when you may continue to the next section.***

## SECTION B. ASSESSING TARGET GROUPS ALONG CRITERIA

This section will ask you to answer a series of questions for specific target groups based on the target groups' occupational roles. The results of this section will determine how well each target group meets the relevant vaccination purposes.

### Target Group List

The target group list identifies those groups that will likely meet one or more of the vaccination purposes and therefore should receive priority for vaccine during the early stages of the pandemic. Please refer to **Reference Document, PART II. Target Group List, Pages 4-15** for the complete list of target groups. Part II also contains brief descriptions and sample populations of each group. ***Please do not continue with the survey until you are familiar with the list of target groups.***

**Occupational Risk of Infection**



In the course of performing their normal work duties, do the target groups listed below have:

- (1) Close contact (*face-to-face contact ≤ 3 feet*)
  - AND
  - (2) One of the following types of exposures:
    - (a) Frequent contact (*≥ 1 time per day*)
    - OR
    - (b) Prolonged contact (*≥ 10 minutes per exposure*)
- with potentially infected persons?<sup>1</sup>

Please indicate the type of contact the target groups have in a given work day based on the following scale:

<b>No close contact</b> with potentially infected persons	<b>Infrequent contact</b> or contact of <b>short duration</b> with persons who are likely to be infected	<b>More frequent and/or more intense</b> (longer) contact with persons who are likely to be infected	<b>Frequent and intense</b> (long) contact with persons who likely are infected
--	---	---	---



Target Group	No close contact	Infrequent and short contact	More frequent and intense contact	Most frequent and intense contact
<b>Medical Care Service Providers- Settings</b>				
General Medical and Surgical Hospitals	<input type="checkbox"/>	<input type="checkbox"/>	<input type="checkbox"/>	<input type="checkbox"/>
Psychiatric and Substance Abuse Hospitals	<input type="checkbox"/>	<input type="checkbox"/>	<input type="checkbox"/>	<input type="checkbox"/>
Outpatient Care Facilities	<input type="checkbox"/>	<input type="checkbox"/>	<input type="checkbox"/>	<input type="checkbox"/>
Nursing and Residential Care Facilities	<input type="checkbox"/>	<input type="checkbox"/>	<input type="checkbox"/>	<input type="checkbox"/>
Medical and Diagnostic Laboratories	<input type="checkbox"/>	<input type="checkbox"/>	<input type="checkbox"/>	<input type="checkbox"/>
Pharmacies	<input type="checkbox"/>	<input type="checkbox"/>	<input type="checkbox"/>	<input type="checkbox"/>
Death Care Services	<input type="checkbox"/>	<input type="checkbox"/>	<input type="checkbox"/>	<input type="checkbox"/>

<sup>1</sup> Potentially infected persons include those who have long periods of infectiousness (e.g. very young, very old, severely immunocompromised) as well as those who have symptoms of influenza infection requiring medical care.

**Q2. Continued**

Please indicate the type of contact the target groups have in a given work day based on the following scale:

<b>No close contact</b> with potentially infected persons	<b>Infrequent contact</b> or contact of <b>short duration</b> with persons who are likely to be infected	<b>More frequent and/or more intense</b> (longer) contact with persons who are likely to be infected	<b>Frequent and intense</b> (long) contact with persons who likely are infected
---	--	--	---



Target Group	No close contact	Infrequent and short contact	More frequent and intense contact	Most frequent and intense contact
<b>Medical Care Service Providers- Occupations</b>				
<i>Medical Care Practitioners</i>	<input type="checkbox"/>	<input type="checkbox"/>	<input type="checkbox"/>	<input type="checkbox"/>
<i>Other Licensed Medical Care Practitioners</i>	<input type="checkbox"/>	<input type="checkbox"/>	<input type="checkbox"/>	<input type="checkbox"/>
<i>Medical Care Aides</i>	<input type="checkbox"/>	<input type="checkbox"/>	<input type="checkbox"/>	<input type="checkbox"/>
<i>Medical Scientists and Laboratory Technicians</i>	<input type="checkbox"/>	<input type="checkbox"/>	<input type="checkbox"/>	<input type="checkbox"/>
<i>Mental Health and Social Service Providers</i>	<input type="checkbox"/>	<input type="checkbox"/>	<input type="checkbox"/>	<input type="checkbox"/>
<i>Health Care System Support and General Support</i>	<input type="checkbox"/>	<input type="checkbox"/>	<input type="checkbox"/>	<input type="checkbox"/>
<b>Public Health Departments</b>				
Front-Line Public Health Emergency Responders	<input type="checkbox"/>	<input type="checkbox"/>	<input type="checkbox"/>	<input type="checkbox"/>
Non-emergency Public Health Employees	<input type="checkbox"/>	<input type="checkbox"/>	<input type="checkbox"/>	<input type="checkbox"/>
<b>Medical and Pharmaceutical Manufacturing</b>				
Medical Supplies, Equipment and Materiel Manufacturing	<input type="checkbox"/>	<input type="checkbox"/>	<input type="checkbox"/>	<input type="checkbox"/>
Vaccine and Pharmaceutical Manufacturing	<input type="checkbox"/>	<input type="checkbox"/>	<input type="checkbox"/>	<input type="checkbox"/>
<b>Public Administration (national, state, local, tribal entities)</b>				
Elected Officials, Lawyers, Judges	<input type="checkbox"/>	<input type="checkbox"/>	<input type="checkbox"/>	<input type="checkbox"/>
Essential Government Employees	<input type="checkbox"/>	<input type="checkbox"/>	<input type="checkbox"/>	<input type="checkbox"/>
<b>National and Homeland Security Services</b>				
Border Security/Protection	<input type="checkbox"/>	<input type="checkbox"/>	<input type="checkbox"/>	<input type="checkbox"/>
Intelligence and National Security Agencies	<input type="checkbox"/>	<input type="checkbox"/>	<input type="checkbox"/>	<input type="checkbox"/>
Military: Active Duty and Reserves	<input type="checkbox"/>	<input type="checkbox"/>	<input type="checkbox"/>	<input type="checkbox"/>
National Guard	<input type="checkbox"/>	<input type="checkbox"/>	<input type="checkbox"/>	<input type="checkbox"/>
Non-Domestic Pandemic Assistance Services	<input type="checkbox"/>	<input type="checkbox"/>	<input type="checkbox"/>	<input type="checkbox"/>
Emergency and Disaster Planning and Management Services	<input type="checkbox"/>	<input type="checkbox"/>	<input type="checkbox"/>	<input type="checkbox"/>

**Q2. Continued**

Please indicate the type of contact the target groups have in a given work day based on the following scale:

<b>No close contact</b> with potentially infected persons	<b>Infrequent contact</b> or contact of <b>short duration</b> with persons who are likely to be infected	<b>More frequent and/ or more intense</b> (longer) contact with persons who are likely to be infected	<b>Frequent and intense</b> (long) contact with persons who likely are infected
---	---	--	--



Target Group	No close contact	Infrequent and short contact	More frequent and intense contact	Most frequent and intense contact
<b>Public Safety and Emergency Services</b>				
Emergency Relief Organizations	<input type="checkbox"/>	<input type="checkbox"/>	<input type="checkbox"/>	<input type="checkbox"/>
Police Protection/ Law Enforcement	<input type="checkbox"/>	<input type="checkbox"/>	<input type="checkbox"/>	<input type="checkbox"/>
Fire Protection and Rescue	<input type="checkbox"/>	<input type="checkbox"/>	<input type="checkbox"/>	<input type="checkbox"/>
Emergency Medical Services (EMS)	<input type="checkbox"/>	<input type="checkbox"/>	<input type="checkbox"/>	<input type="checkbox"/>
Corrections	<input type="checkbox"/>	<input type="checkbox"/>	<input type="checkbox"/>	<input type="checkbox"/>
<b>Food and Agriculture Sector</b>	<input type="checkbox"/>	<input type="checkbox"/>	<input type="checkbox"/>	<input type="checkbox"/>
<b>Communications Sector</b>				
Telecommunications and Information Systems	<input type="checkbox"/>	<input type="checkbox"/>	<input type="checkbox"/>	<input type="checkbox"/>
Mass Media (publishing and broadcasting)	<input type="checkbox"/>	<input type="checkbox"/>	<input type="checkbox"/>	<input type="checkbox"/>
<b>Educational Services</b>	<input type="checkbox"/>	<input type="checkbox"/>	<input type="checkbox"/>	<input type="checkbox"/>
<b>Banking and Finance Sector</b>	<input type="checkbox"/>	<input type="checkbox"/>	<input type="checkbox"/>	<input type="checkbox"/>
<b>Community Assistance and Human Services Agencies</b>	<input type="checkbox"/>	<input type="checkbox"/>	<input type="checkbox"/>	<input type="checkbox"/>
<b>Transportation and Warehousing</b>				
Passenger Transportation	<input type="checkbox"/>	<input type="checkbox"/>	<input type="checkbox"/>	<input type="checkbox"/>
Non-passenger Cargo transportation	<input type="checkbox"/>	<input type="checkbox"/>	<input type="checkbox"/>	<input type="checkbox"/>
Warehousing and Storage	<input type="checkbox"/>	<input type="checkbox"/>	<input type="checkbox"/>	<input type="checkbox"/>
<b>Chemical Production and Manufacturing</b>	<input type="checkbox"/>	<input type="checkbox"/>	<input type="checkbox"/>	<input type="checkbox"/>
<b>Oil and Natural Gas Extraction and Production</b>	<input type="checkbox"/>	<input type="checkbox"/>	<input type="checkbox"/>	<input type="checkbox"/>
<b>Postal and Shipping</b>	<input type="checkbox"/>	<input type="checkbox"/>	<input type="checkbox"/>	<input type="checkbox"/>
<b>Utility Services</b>				
Energy Generation, Transmission and Distribution	<input type="checkbox"/>	<input type="checkbox"/>	<input type="checkbox"/>	<input type="checkbox"/>
Water Supply and Waste Water Management and Remediation	<input type="checkbox"/>	<input type="checkbox"/>	<input type="checkbox"/>	<input type="checkbox"/>
Refuse Collection (Solid Waste Sanitation Services)	<input type="checkbox"/>	<input type="checkbox"/>	<input type="checkbox"/>	<input type="checkbox"/>



***You have now completed Question #2. Please wait for the presenter to indicate when you may continue to the next question.***

## Role-based Purpose Descriptions

### Survey Questions

The following five purposes describe the roles that target groups need to be perform in order be prioritized for vaccine. The five role based purposes are outlined below.

#### ROLE-BASED PURPOSES

Role-based Purpose	Related Survey Question
Providing pandemic response services	Q3
Providing services to delay entry of pandemic into US	Q4
Maintaining national and homeland security	Q5
Providing essential community and government services	Q6
Providing essential economic services	Q7

### Dimensions of Role-based Purposes

Each role-based purpose has three components: (1) type of role, (2) importance of role; and (3) expertise required to perform role. The survey questions related to these three components are outlined below.

Role-based Purpose	Related Survey Question
<b>Type of Role:</b> What role do the target groups perform?	Q3-7
<b>Importance of Role:</b> How important is the role in fulfilling the purposes?	Q8
<b>Expertise:</b> How much expertise does the role require and can the industry function with high worker absenteeism?	Q9

## Providing Pandemic Response Services

### ? Q3.

Do the target groups listed below provide at least 1 of the following pandemic response services:

Services necessary to ensure pandemic influenza vaccine and other influenza medical countermeasures (antivirals, medical equipment, hygiene products) are produced, distributed, disseminated, and administered among the population

OR

Services to ensure that non-medical countermeasures (isolation, quarantine, community containment measures) are developed and implemented among the population

OR

Direct patient care and essential medical services during an influenza pandemic

OR

Public health and/or front line emergency response services during an influenza pandemic

Please indicate the type of pandemic response role the target groups perform based on the following scale:

<b>Does not perform</b> any of the roles	<b>Supports</b> someone who directly performs role	<b>Directly</b> performs role
---	--	----------------------------------



Target Group	No Role	Support Role	Direct Role
<b>Medical Care Service Providers- Settings</b>			
General Medical and Surgical Hospitals	<input type="checkbox"/>	<input type="checkbox"/>	<input type="checkbox"/>
Psychiatric and Substance Abuse Hospitals	<input type="checkbox"/>	<input type="checkbox"/>	<input type="checkbox"/>
Outpatient Care Facilities	<input type="checkbox"/>	<input type="checkbox"/>	<input type="checkbox"/>
Nursing and Residential Care Facilities	<input type="checkbox"/>	<input type="checkbox"/>	<input type="checkbox"/>
Medical and Diagnostic Laboratories	<input type="checkbox"/>	<input type="checkbox"/>	<input type="checkbox"/>
Pharmacies	<input type="checkbox"/>	<input type="checkbox"/>	<input type="checkbox"/>
Death Care Services	<input type="checkbox"/>	<input type="checkbox"/>	<input type="checkbox"/>

**Q3. Continued**

Please indicate the type of pandemic response role the target groups perform based on the following scale:

<b>Does not perform</b> any of the roles	<b>Supports</b> someone who directly performs role	<b>Directly</b> performs role
---	--	----------------------------------



Target Group	No Role	Support Role	Direct Role
<b>Medical Care Service Providers- Occupations</b>			
<i>Medical Care Practitioners</i>	<input type="checkbox"/>	<input type="checkbox"/>	<input type="checkbox"/>
<i>Other Licensed Medical Care Practitioners</i>	<input type="checkbox"/>	<input type="checkbox"/>	<input type="checkbox"/>
<i>Medical Care Aides</i>	<input type="checkbox"/>	<input type="checkbox"/>	<input type="checkbox"/>
<i>Medical Scientists and Laboratory Technicians</i>	<input type="checkbox"/>	<input type="checkbox"/>	<input type="checkbox"/>
<i>Mental Health and Social Service Providers</i>	<input type="checkbox"/>	<input type="checkbox"/>	<input type="checkbox"/>
<i>Health Care System Support and General Support</i>	<input type="checkbox"/>	<input type="checkbox"/>	<input type="checkbox"/>
<b>Public Health Departments</b>			
Front-Line Public Health Emergency Responders	<input type="checkbox"/>	<input type="checkbox"/>	<input type="checkbox"/>
Non-emergency Public Health Employees	<input type="checkbox"/>	<input type="checkbox"/>	<input type="checkbox"/>
<b>Medical and Pharmaceutical Manufacturing</b>			
Medical Supplies, Equipment and Materiel Manufacturing	<input type="checkbox"/>	<input type="checkbox"/>	<input type="checkbox"/>
Vaccine and Pharmaceutical Manufacturing	<input type="checkbox"/>	<input type="checkbox"/>	<input type="checkbox"/>
<b>Public Administration (national, state, local, tribal entities)</b>			
Elected Officials, Lawyers, Judges	<input type="checkbox"/>	<input type="checkbox"/>	<input type="checkbox"/>
Essential Government Employees	<input type="checkbox"/>	<input type="checkbox"/>	<input type="checkbox"/>
<b>National and Homeland Security Services</b>			
Border Security/Protection	<input type="checkbox"/>	<input type="checkbox"/>	<input type="checkbox"/>
Intelligence and National Security Agencies	<input type="checkbox"/>	<input type="checkbox"/>	<input type="checkbox"/>
Military: Active Duty and Reserves	<input type="checkbox"/>	<input type="checkbox"/>	<input type="checkbox"/>
National Guard	<input type="checkbox"/>	<input type="checkbox"/>	<input type="checkbox"/>
Non-Domestic Pandemic Assistance Services	<input type="checkbox"/>	<input type="checkbox"/>	<input type="checkbox"/>
Emergency and Disaster Planning and Management Services	<input type="checkbox"/>	<input type="checkbox"/>	<input type="checkbox"/>

**Q3. Continued**

Please indicate the type of pandemic response role the target groups perform based on the following scale:

<b>Does not perform</b> any of the roles	<b>Supports</b> someone who directly performs role	<b>Directly</b> performs role
---	--	----------------------------------



Target Group	No Role	Support Role	Direct Role
<b>Public Safety and Emergency Services</b>			
Emergency Relief Organizations	<input type="checkbox"/>	<input type="checkbox"/>	<input type="checkbox"/>
Police Protection/ Law Enforcement	<input type="checkbox"/>	<input type="checkbox"/>	<input type="checkbox"/>
Fire Protection and Rescue	<input type="checkbox"/>	<input type="checkbox"/>	<input type="checkbox"/>
Emergency Medical Services (EMS)	<input type="checkbox"/>	<input type="checkbox"/>	<input type="checkbox"/>
Corrections	<input type="checkbox"/>	<input type="checkbox"/>	<input type="checkbox"/>
<b>Food and Agriculture Sector</b>	<input type="checkbox"/>	<input type="checkbox"/>	<input type="checkbox"/>
<b>Communications Sector</b>			
Telecommunications and Information Systems	<input type="checkbox"/>	<input type="checkbox"/>	<input type="checkbox"/>
Mass Media (publishing and broadcasting)	<input type="checkbox"/>	<input type="checkbox"/>	<input type="checkbox"/>
<b>Educational Services</b>	<input type="checkbox"/>	<input type="checkbox"/>	<input type="checkbox"/>
<b>Banking and Finance Sector</b>	<input type="checkbox"/>	<input type="checkbox"/>	<input type="checkbox"/>
<b>Community Assistance and Human Services Agencies</b>	<input type="checkbox"/>	<input type="checkbox"/>	<input type="checkbox"/>
<b>Transportation and Warehousing</b>			
Passenger Transportation	<input type="checkbox"/>	<input type="checkbox"/>	<input type="checkbox"/>
Non-passenger Cargo transportation	<input type="checkbox"/>	<input type="checkbox"/>	<input type="checkbox"/>
Warehousing and Storage	<input type="checkbox"/>	<input type="checkbox"/>	<input type="checkbox"/>
<b>Chemical Production and Manufacturing</b>	<input type="checkbox"/>	<input type="checkbox"/>	<input type="checkbox"/>
<b>Oil and Natural Gas Extraction and Production</b>	<input type="checkbox"/>	<input type="checkbox"/>	<input type="checkbox"/>
<b>Postal and Shipping</b>	<input type="checkbox"/>	<input type="checkbox"/>	<input type="checkbox"/>
<b>Utility Services</b>			
Energy Generation, Transmission and Distribution	<input type="checkbox"/>	<input type="checkbox"/>	<input type="checkbox"/>
Water Supply and Waste Water Management and Remediation	<input type="checkbox"/>	<input type="checkbox"/>	<input type="checkbox"/>
Refuse Collection (Solid Waste Sanitation Services)	<input type="checkbox"/>	<input type="checkbox"/>	<input type="checkbox"/>



***You have now completed Question #3. Please wait for the presenter to indicate when you may continue to the next question.***

**Providing Services to Delay Entry of Pandemic into United States**

**?** Q4.

Do the target groups listed below perform at least 1 of the following international pandemic response roles:

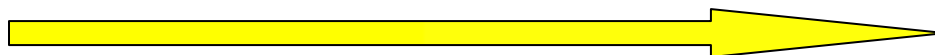
**Providing services overseas** (diplomatic, military, foreign service, international assistance) to contain outbreaks and limit the spread of the pandemic virus

OR

**Providing services at U.S. borders** to screen persons trying to enter the country before the pandemic enters the United States

Please indicate the type of international pandemic response role the target groups perform based on the following scale:

<b>Does not perform</b> any of the roles	<b>Supports</b> someone who directly performs role	<b>Directly</b> performs role
---	--	----------------------------------




Target Group	No Role	Support Role	Direct Role
<b>Medical Care Service Providers- Settings</b>			
General Medical and Surgical Hospitals	<input type="checkbox"/>	<input type="checkbox"/>	<input type="checkbox"/>
Psychiatric and Substance Abuse Hospitals	<input type="checkbox"/>	<input type="checkbox"/>	<input type="checkbox"/>
Outpatient Care Facilities	<input type="checkbox"/>	<input type="checkbox"/>	<input type="checkbox"/>
Nursing and Residential Care Facilities	<input type="checkbox"/>	<input type="checkbox"/>	<input type="checkbox"/>
Medical and Diagnostic Laboratories	<input type="checkbox"/>	<input type="checkbox"/>	<input type="checkbox"/>
Pharmacies	<input type="checkbox"/>	<input type="checkbox"/>	<input type="checkbox"/>
Death Care Services	<input type="checkbox"/>	<input type="checkbox"/>	<input type="checkbox"/>
<b>Medical Care Service Providers- Occupations</b>			
<i>Medical Care Practitioners</i>	<input type="checkbox"/>	<input type="checkbox"/>	<input type="checkbox"/>
<i>Other Licensed Medical Care Practitioners</i>	<input type="checkbox"/>	<input type="checkbox"/>	<input type="checkbox"/>
<i>Medical Care Aides</i>	<input type="checkbox"/>	<input type="checkbox"/>	<input type="checkbox"/>
<i>Medical Scientists and Laboratory Technicians</i>	<input type="checkbox"/>	<input type="checkbox"/>	<input type="checkbox"/>
<i>Mental Health and Social Service Providers</i>	<input type="checkbox"/>	<input type="checkbox"/>	<input type="checkbox"/>
<i>Health Care System Support and General Support</i>	<input type="checkbox"/>	<input type="checkbox"/>	<input type="checkbox"/>

**Q4. Continued**

Please indicate the type of international pandemic response role the target groups perform based on the following scale:

<b>Does not perform</b> any of the roles	<b>Supports</b> someone who directly performs role	<b>Directly</b> performs role
---	--	----------------------------------




Target Group	No Role	Support Role	Direct Role
<b>Public Health Departments</b>			
Front-Line Public Health Emergency Responders	<input type="checkbox"/>	<input type="checkbox"/>	<input type="checkbox"/>
Non-emergency Public Health Employees	<input type="checkbox"/>	<input type="checkbox"/>	<input type="checkbox"/>
<b>Medical and Pharmaceutical Manufacturing</b>			
Medical Supplies, Equipment and Materiel Manufacturing	<input type="checkbox"/>	<input type="checkbox"/>	<input type="checkbox"/>
Vaccine and Pharmaceutical Manufacturing	<input type="checkbox"/>	<input type="checkbox"/>	<input type="checkbox"/>
<b>Public Administration (national, state, local, tribal entities)</b>			
Elected Officials, Lawyers, Judges	<input type="checkbox"/>	<input type="checkbox"/>	<input type="checkbox"/>
Essential Government Employees	<input type="checkbox"/>	<input type="checkbox"/>	<input type="checkbox"/>
<b>National and Homeland Security Services</b>			
Border Security/Protection	<input type="checkbox"/>	<input type="checkbox"/>	<input type="checkbox"/>
Intelligence and National Security Agencies	<input type="checkbox"/>	<input type="checkbox"/>	<input type="checkbox"/>
Military: Active Duty and Reserves	<input type="checkbox"/>	<input type="checkbox"/>	<input type="checkbox"/>
National Guard	<input type="checkbox"/>	<input type="checkbox"/>	<input type="checkbox"/>
Non-Domestic Pandemic Assistance Services	<input type="checkbox"/>	<input type="checkbox"/>	<input type="checkbox"/>
Emergency and Disaster Planning and Management Services	<input type="checkbox"/>	<input type="checkbox"/>	<input type="checkbox"/>
<b>Public Safety and Emergency Services</b>			
Emergency Relief Organizations	<input type="checkbox"/>	<input type="checkbox"/>	<input type="checkbox"/>
Police Protection/ Law Enforcement	<input type="checkbox"/>	<input type="checkbox"/>	<input type="checkbox"/>
Fire Protection and Rescue	<input type="checkbox"/>	<input type="checkbox"/>	<input type="checkbox"/>
Emergency Medical Services (EMS)	<input type="checkbox"/>	<input type="checkbox"/>	<input type="checkbox"/>
Corrections	<input type="checkbox"/>	<input type="checkbox"/>	<input type="checkbox"/>

**Q4. Continued**

Please indicate the type of international pandemic response role the target groups perform based on the following scale:

<b>Does not perform</b> any of the roles	<b>Supports</b> someone who directly performs role	<b>Directly</b> performs role
---	--	----------------------------------



Target Group	No Role	Support Role	Direct Role
Food and Agriculture Sector	<input type="checkbox"/>	<input type="checkbox"/>	<input type="checkbox"/>
<b>Communications Sector</b>			
Telecommunications and Information Systems	<input type="checkbox"/>	<input type="checkbox"/>	<input type="checkbox"/>
Mass Media (publishing and broadcasting)	<input type="checkbox"/>	<input type="checkbox"/>	<input type="checkbox"/>
Educational Services	<input type="checkbox"/>	<input type="checkbox"/>	<input type="checkbox"/>
Banking and Finance Sector	<input type="checkbox"/>	<input type="checkbox"/>	<input type="checkbox"/>
Community Assistance and Human Services Agencies	<input type="checkbox"/>	<input type="checkbox"/>	<input type="checkbox"/>
<b>Transportation and Warehousing</b>			
Passenger Transportation	<input type="checkbox"/>	<input type="checkbox"/>	<input type="checkbox"/>
Non-passenger Cargo transportation	<input type="checkbox"/>	<input type="checkbox"/>	<input type="checkbox"/>
Warehousing and Storage	<input type="checkbox"/>	<input type="checkbox"/>	<input type="checkbox"/>
Chemical Production and Manufacturing	<input type="checkbox"/>	<input type="checkbox"/>	<input type="checkbox"/>
Oil and Natural Gas Extraction and Production	<input type="checkbox"/>	<input type="checkbox"/>	<input type="checkbox"/>
Postal and Shipping	<input type="checkbox"/>	<input type="checkbox"/>	<input type="checkbox"/>
<b>Utility Services</b>			
Energy Generation, Transmission and Distribution	<input type="checkbox"/>	<input type="checkbox"/>	<input type="checkbox"/>
Water Supply and Waste Water Management and Remediation	<input type="checkbox"/>	<input type="checkbox"/>	<input type="checkbox"/>
Refuse Collection (Solid Waste Sanitation Services)	<input type="checkbox"/>	<input type="checkbox"/>	<input type="checkbox"/>



***You have now completed Question #4. Please wait for the presenter to indicate when you may continue to the next question.***

**Maintaining National and Homeland Security**

**? Q5.**

Do the target groups listed below perform at least 1 of the following security roles:


Performing roles to prevent, detect, or respond to acts of terrorism or natural disasters

OR

Performing roles to maintain the integrity and survival of the United States in times of peace and war

Please indicate the type of national or homeland security role the target groups perform based on the following scale:

<b>Does not perform</b> any of the roles	<b>Supports</b> someone who directly performs role	<b>Directly</b> performs role
---	--	----------------------------------




Target Group	No Role	Support Role	Direct Role
<b>Medical Care Service Providers- Settings</b>			
General Medical and Surgical Hospitals	<input type="checkbox"/>	<input type="checkbox"/>	<input type="checkbox"/>
Psychiatric and Substance Abuse Hospitals	<input type="checkbox"/>	<input type="checkbox"/>	<input type="checkbox"/>
Outpatient Care Facilities	<input type="checkbox"/>	<input type="checkbox"/>	<input type="checkbox"/>
Nursing and Residential Care Facilities	<input type="checkbox"/>	<input type="checkbox"/>	<input type="checkbox"/>
Medical and Diagnostic Laboratories	<input type="checkbox"/>	<input type="checkbox"/>	<input type="checkbox"/>
Pharmacies	<input type="checkbox"/>	<input type="checkbox"/>	<input type="checkbox"/>
Death Care Services	<input type="checkbox"/>	<input type="checkbox"/>	<input type="checkbox"/>
<b>Medical Care Service Providers- Occupations</b>			
<i>Medical Care Practitioners</i>	<input type="checkbox"/>	<input type="checkbox"/>	<input type="checkbox"/>
<i>Other Licensed Medical Care Practitioners</i>	<input type="checkbox"/>	<input type="checkbox"/>	<input type="checkbox"/>
<i>Medical Care Aides</i>	<input type="checkbox"/>	<input type="checkbox"/>	<input type="checkbox"/>
<i>Medical Scientists and Laboratory Technicians</i>	<input type="checkbox"/>	<input type="checkbox"/>	<input type="checkbox"/>
<i>Mental Health and Social Service Providers</i>	<input type="checkbox"/>	<input type="checkbox"/>	<input type="checkbox"/>
<i>Health Care System Support and General Support</i>	<input type="checkbox"/>	<input type="checkbox"/>	<input type="checkbox"/>
<b>Public Health Departments</b>			
Front-Line Public Health Emergency Responders	<input type="checkbox"/>	<input type="checkbox"/>	<input type="checkbox"/>
Non-emergency Public Health Employees	<input type="checkbox"/>	<input type="checkbox"/>	<input type="checkbox"/>

**Q5. Continued**

Please indicate the type of national or homeland security role the target groups perform based on the following scale:

<b>Does not perform</b> any of the roles	<b>Supports</b> someone who directly performs role	<b>Directly</b> performs role
---	--	----------------------------------




Target Group	No Role	Support Role	Direct Role
<b>Medical and Pharmaceutical Manufacturing</b>			
Medical Supplies, Equipment and Materiel Manufacturing	<input type="checkbox"/>	<input type="checkbox"/>	<input type="checkbox"/>
Vaccine and Pharmaceutical Manufacturing	<input type="checkbox"/>	<input type="checkbox"/>	<input type="checkbox"/>
<b>Public Administration (national, state, local, tribal entities)</b>			
Elected Officials, Lawyers, Judges	<input type="checkbox"/>	<input type="checkbox"/>	<input type="checkbox"/>
Essential Government Employees	<input type="checkbox"/>	<input type="checkbox"/>	<input type="checkbox"/>
<b>National and Homeland Security Services</b>			
Border Security/Protection	<input type="checkbox"/>	<input type="checkbox"/>	<input type="checkbox"/>
Intelligence and National Security Agencies	<input type="checkbox"/>	<input type="checkbox"/>	<input type="checkbox"/>
Military: Active Duty and Reserves	<input type="checkbox"/>	<input type="checkbox"/>	<input type="checkbox"/>
National Guard	<input type="checkbox"/>	<input type="checkbox"/>	<input type="checkbox"/>
Non-Domestic Pandemic Assistance Services	<input type="checkbox"/>	<input type="checkbox"/>	<input type="checkbox"/>
Emergency and Disaster Planning and Management Services	<input type="checkbox"/>	<input type="checkbox"/>	<input type="checkbox"/>
<b>Public Safety and Emergency Services</b>			
Emergency Relief Organizations	<input type="checkbox"/>	<input type="checkbox"/>	<input type="checkbox"/>
Police Protection/ Law Enforcement	<input type="checkbox"/>	<input type="checkbox"/>	<input type="checkbox"/>
Fire Protection and Rescue	<input type="checkbox"/>	<input type="checkbox"/>	<input type="checkbox"/>
Emergency Medical Services (EMS)	<input type="checkbox"/>	<input type="checkbox"/>	<input type="checkbox"/>
Corrections	<input type="checkbox"/>	<input type="checkbox"/>	<input type="checkbox"/>
<b>Food and Agriculture Sector</b>	<input type="checkbox"/>	<input type="checkbox"/>	<input type="checkbox"/>
<b>Communications Sector</b>			
Telecommunications and Information Systems	<input type="checkbox"/>	<input type="checkbox"/>	<input type="checkbox"/>
Mass Media (publishing and broadcasting)	<input type="checkbox"/>	<input type="checkbox"/>	<input type="checkbox"/>

**Q5. Continued**

Please indicate the type of national or homeland security role the target groups perform based on the following scale:

<b>Does not perform</b> any of the roles	<b>Supports</b> someone who directly performs role	<b>Directly</b> performs role
---	--	----------------------------------




Target Group	No Role	Support Role	Direct Role
Educational Services	<input type="checkbox"/>	<input type="checkbox"/>	<input type="checkbox"/>
Banking and Finance Sector	<input type="checkbox"/>	<input type="checkbox"/>	<input type="checkbox"/>
Community Assistance and Human Services Agencies	<input type="checkbox"/>	<input type="checkbox"/>	<input type="checkbox"/>
<b>Transportation and Warehousing</b>			
Passenger Transportation	<input type="checkbox"/>	<input type="checkbox"/>	<input type="checkbox"/>
Non-passenger Cargo transportation	<input type="checkbox"/>	<input type="checkbox"/>	<input type="checkbox"/>
Warehousing and Storage	<input type="checkbox"/>	<input type="checkbox"/>	<input type="checkbox"/>
Chemical Production and Manufacturing	<input type="checkbox"/>	<input type="checkbox"/>	<input type="checkbox"/>
Oil and Natural Gas Extraction and Production	<input type="checkbox"/>	<input type="checkbox"/>	<input type="checkbox"/>
Postal and Shipping	<input type="checkbox"/>	<input type="checkbox"/>	<input type="checkbox"/>
<b>Utility Services</b>			
Energy Generation, Transmission and Distribution	<input type="checkbox"/>	<input type="checkbox"/>	<input type="checkbox"/>
Water Supply and Waste Water Management and Remediation	<input type="checkbox"/>	<input type="checkbox"/>	<input type="checkbox"/>
Refuse Collection (Solid Waste Sanitation Services)	<input type="checkbox"/>	<input type="checkbox"/>	<input type="checkbox"/>



***You have now completed Question #5. Please wait for the presenter to indicate when you may continue to the next question.***

**Providing Essential Community Services**



Do the target groups listed below provide at least 1 of the following essential community services:

**Providing direct patient care and essential medical services outside of the pandemic response**

OR

**Performing other life-saving or life-preserving public health, safety, and/or welfare roles outside of the pandemic response**

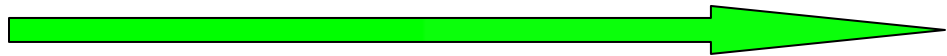
OR

**Providing services that are essential to meet the basic needs of communities (food, water, energy, shelter, healthcare, transportation)**

OR

**Providing essential government services to maintain government continuity**

Please indicate the type of essential community or government role the target groups perform based on the following scale:

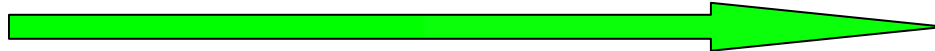


Target Group	No Role	Support Role	Direct Role
<b>Medical Care Service Providers- Settings</b>			
General Medical and Surgical Hospitals	<input type="checkbox"/>	<input type="checkbox"/>	<input type="checkbox"/>
Psychiatric and Substance Abuse Hospitals	<input type="checkbox"/>	<input type="checkbox"/>	<input type="checkbox"/>
Outpatient Care Facilities	<input type="checkbox"/>	<input type="checkbox"/>	<input type="checkbox"/>
Nursing and Residential Care Facilities	<input type="checkbox"/>	<input type="checkbox"/>	<input type="checkbox"/>
Medical and Diagnostic Laboratories	<input type="checkbox"/>	<input type="checkbox"/>	<input type="checkbox"/>
Pharmacies	<input type="checkbox"/>	<input type="checkbox"/>	<input type="checkbox"/>
Death Care Services	<input type="checkbox"/>	<input type="checkbox"/>	<input type="checkbox"/>

**Q6. Continued**

Please indicate the type of essential community or government role the target groups perform based on the following scale:

<b>Does not perform</b> any of the roles	<b>Supports</b> someone who directly performs role	<b>Directly</b> performs role
---	--	----------------------------------



Target Group	No Role	Support Role	Direct Role
<b>Medical Care Service Providers- Occupations</b>			
<i>Medical Care Practitioners</i>	<input type="checkbox"/>	<input type="checkbox"/>	<input type="checkbox"/>
<i>Other Licensed Medical Care Practitioners</i>	<input type="checkbox"/>	<input type="checkbox"/>	<input type="checkbox"/>
<i>Medical Care Aides</i>	<input type="checkbox"/>	<input type="checkbox"/>	<input type="checkbox"/>
<i>Medical Scientists and Laboratory Technicians</i>	<input type="checkbox"/>	<input type="checkbox"/>	<input type="checkbox"/>
<i>Mental Health and Social Service Providers</i>	<input type="checkbox"/>	<input type="checkbox"/>	<input type="checkbox"/>
<i>Health Care System Support and General Support</i>	<input type="checkbox"/>	<input type="checkbox"/>	<input type="checkbox"/>
<b>Public Health Departments</b>			
Front-Line Public Health Emergency Responders	<input type="checkbox"/>	<input type="checkbox"/>	<input type="checkbox"/>
Non-emergency Public Health Employees	<input type="checkbox"/>	<input type="checkbox"/>	<input type="checkbox"/>
<b>Medical and Pharmaceutical Manufacturing</b>			
Medical Supplies, Equipment and Materiel Manufacturing	<input type="checkbox"/>	<input type="checkbox"/>	<input type="checkbox"/>
Vaccine and Pharmaceutical Manufacturing	<input type="checkbox"/>	<input type="checkbox"/>	<input type="checkbox"/>
<b>Public Administration (national, state, local, tribal entities)</b>			
Elected Officials, Lawyers, Judges	<input type="checkbox"/>	<input type="checkbox"/>	<input type="checkbox"/>
Essential Government Employees	<input type="checkbox"/>	<input type="checkbox"/>	<input type="checkbox"/>
<b>National and Homeland Security Services</b>			
Border Security/Protection	<input type="checkbox"/>	<input type="checkbox"/>	<input type="checkbox"/>
Intelligence and National Security Agencies	<input type="checkbox"/>	<input type="checkbox"/>	<input type="checkbox"/>
Military: Active Duty and Reserves	<input type="checkbox"/>	<input type="checkbox"/>	<input type="checkbox"/>
National Guard	<input type="checkbox"/>	<input type="checkbox"/>	<input type="checkbox"/>
Non-Domestic Pandemic Assistance Services	<input type="checkbox"/>	<input type="checkbox"/>	<input type="checkbox"/>
Emergency and Disaster Planning and Management Services	<input type="checkbox"/>	<input type="checkbox"/>	<input type="checkbox"/>

**Q6. Continued**

Please indicate the type of essential community or government role the target groups perform based on the following scale:

<b>Does not perform</b> any of the roles	<b>Supports</b> someone who directly performs role	<b>Directly</b> performs role
---	--	----------------------------------



Target Group	No Role	Support Role	Direct Role
<b>Public Safety and Emergency Services</b>			
Emergency Relief Organizations	<input type="checkbox"/>	<input type="checkbox"/>	<input type="checkbox"/>
Police Protection/ Law Enforcement	<input type="checkbox"/>	<input type="checkbox"/>	<input type="checkbox"/>
Fire Protection and Rescue	<input type="checkbox"/>	<input type="checkbox"/>	<input type="checkbox"/>
Emergency Medical Services (EMS)	<input type="checkbox"/>	<input type="checkbox"/>	<input type="checkbox"/>
Corrections	<input type="checkbox"/>	<input type="checkbox"/>	<input type="checkbox"/>
<b>Food and Agriculture Sector</b>	<input type="checkbox"/>	<input type="checkbox"/>	<input type="checkbox"/>
<b>Communications Sector</b>			
Telecommunications and Information Systems	<input type="checkbox"/>	<input type="checkbox"/>	<input type="checkbox"/>
Mass Media (publishing and broadcasting)	<input type="checkbox"/>	<input type="checkbox"/>	<input type="checkbox"/>
<b>Educational Services</b>	<input type="checkbox"/>	<input type="checkbox"/>	<input type="checkbox"/>
<b>Banking and Finance Sector</b>	<input type="checkbox"/>	<input type="checkbox"/>	<input type="checkbox"/>
<b>Community Assistance and Human Services Agencies</b>	<input type="checkbox"/>	<input type="checkbox"/>	<input type="checkbox"/>
<b>Transportation and Warehousing</b>			
Passenger Transportation	<input type="checkbox"/>	<input type="checkbox"/>	<input type="checkbox"/>
Non-passenger Cargo transportation	<input type="checkbox"/>	<input type="checkbox"/>	<input type="checkbox"/>
Warehousing and Storage	<input type="checkbox"/>	<input type="checkbox"/>	<input type="checkbox"/>
<b>Chemical Production and Manufacturing</b>	<input type="checkbox"/>	<input type="checkbox"/>	<input type="checkbox"/>
<b>Oil and Natural Gas Extraction and Production</b>	<input type="checkbox"/>	<input type="checkbox"/>	<input type="checkbox"/>
<b>Postal and Shipping</b>	<input type="checkbox"/>	<input type="checkbox"/>	<input type="checkbox"/>
<b>Utility Services</b>			
Energy Generation, Transmission and Distribution	<input type="checkbox"/>	<input type="checkbox"/>	<input type="checkbox"/>
Water Supply and Waste Water Management and Remediation	<input type="checkbox"/>	<input type="checkbox"/>	<input type="checkbox"/>
Refuse Collection (Solid Waste Sanitation Services)	<input type="checkbox"/>	<input type="checkbox"/>	<input type="checkbox"/>



***You have now completed Question #6. Please wait for the presenter to indicate when you may continue to the next question.***

## Providing Essential Economic Services

### ? Q7.

Do the target groups listed below provide services needed to:

(1) **Meet the basic financial needs** (ensuring access to currency in order to buy goods and services)

OR

(2) **Preserve vital economic activities** that will protect the US economy during and after a pandemic?

Please indicate the type of **essential economic role** the target groups perform based on the following scale:

<b>Does not perform</b> any of the roles	<b>Supports</b> someone who directly performs role	<b>Directly</b> performs role
---	--	----------------------------------



Target Group	No Role	Support Role	Direct Role
<b>Medical Care Service Providers- Settings</b>			
General Medical and Surgical Hospitals	<input type="checkbox"/>	<input type="checkbox"/>	<input type="checkbox"/>
Psychiatric and Substance Abuse Hospitals	<input type="checkbox"/>	<input type="checkbox"/>	<input type="checkbox"/>
Outpatient Care Facilities	<input type="checkbox"/>	<input type="checkbox"/>	<input type="checkbox"/>
Nursing and Residential Care Facilities	<input type="checkbox"/>	<input type="checkbox"/>	<input type="checkbox"/>
Medical and Diagnostic Laboratories	<input type="checkbox"/>	<input type="checkbox"/>	<input type="checkbox"/>
Pharmacies	<input type="checkbox"/>	<input type="checkbox"/>	<input type="checkbox"/>
Death Care Services	<input type="checkbox"/>	<input type="checkbox"/>	<input type="checkbox"/>
<b>Medical Care Service Providers- Occupations</b>			
<i>Medical Care Practitioners</i>	<input type="checkbox"/>	<input type="checkbox"/>	<input type="checkbox"/>
<i>Other Licensed Medical Care Practitioners</i>	<input type="checkbox"/>	<input type="checkbox"/>	<input type="checkbox"/>
<i>Medical Care Aides</i>	<input type="checkbox"/>	<input type="checkbox"/>	<input type="checkbox"/>
<i>Medical Scientists and Laboratory Technicians</i>	<input type="checkbox"/>	<input type="checkbox"/>	<input type="checkbox"/>
<i>Mental Health and Social Service Providers</i>	<input type="checkbox"/>	<input type="checkbox"/>	<input type="checkbox"/>
<i>Health Care System Support and General Support</i>	<input type="checkbox"/>	<input type="checkbox"/>	<input type="checkbox"/>

**Q7. Continued**

Please indicate the type of essential economic role the target groups perform based on the following scale:

<b>Does not perform</b> any of the roles	<b>Supports</b> someone who directly performs role	<b>Directly</b> performs role
---	--	----------------------------------



Target Group	No Role	Support Role	Direct Role
<b>Public Health Departments</b>			
Front-Line Public Health Emergency Responders	<input type="checkbox"/>	<input type="checkbox"/>	<input type="checkbox"/>
Non-emergency Public Health Employees	<input type="checkbox"/>	<input type="checkbox"/>	<input type="checkbox"/>
<b>Medical and Pharmaceutical Manufacturing</b>			
Medical Supplies, Equipment and Materiel Manufacturing	<input type="checkbox"/>	<input type="checkbox"/>	<input type="checkbox"/>
Vaccine and Pharmaceutical Manufacturing	<input type="checkbox"/>	<input type="checkbox"/>	<input type="checkbox"/>
<b>Public Administration (national, state, local, tribal entities)</b>			
Elected Officials, Lawyers, Judges	<input type="checkbox"/>	<input type="checkbox"/>	<input type="checkbox"/>
Essential Government Employees	<input type="checkbox"/>	<input type="checkbox"/>	<input type="checkbox"/>
<b>National and Homeland Security Services</b>			
Border Security/Protection	<input type="checkbox"/>	<input type="checkbox"/>	<input type="checkbox"/>
Intelligence and National Security Agencies	<input type="checkbox"/>	<input type="checkbox"/>	<input type="checkbox"/>
Military: Active Duty and Reserves	<input type="checkbox"/>	<input type="checkbox"/>	<input type="checkbox"/>
National Guard	<input type="checkbox"/>	<input type="checkbox"/>	<input type="checkbox"/>
Non-Domestic Pandemic Assistance Services	<input type="checkbox"/>	<input type="checkbox"/>	<input type="checkbox"/>
Emergency and Disaster Planning and Management Services	<input type="checkbox"/>	<input type="checkbox"/>	<input type="checkbox"/>
<b>Public Safety and Emergency Services</b>			
Emergency Relief Organizations	<input type="checkbox"/>	<input type="checkbox"/>	<input type="checkbox"/>
Police Protection/ Law Enforcement	<input type="checkbox"/>	<input type="checkbox"/>	<input type="checkbox"/>
Fire Protection and Rescue	<input type="checkbox"/>	<input type="checkbox"/>	<input type="checkbox"/>
Emergency Medical Services (EMS)	<input type="checkbox"/>	<input type="checkbox"/>	<input type="checkbox"/>
Corrections	<input type="checkbox"/>	<input type="checkbox"/>	<input type="checkbox"/>

**Q7. Continued**

Please indicate the type of essential economic role the target groups perform based on the following scale:

<b>Does not perform</b> any of the roles	<b>Supports</b> someone who directly performs role	<b>Directly</b> performs role
---	--	----------------------------------

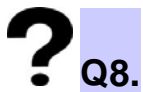


Target Group	No Role	Support Role	Direct Role
Food and Agriculture Sector	<input type="checkbox"/>	<input type="checkbox"/>	<input type="checkbox"/>
<b>Communications Sector</b>			
Telecommunications and Information Systems	<input type="checkbox"/>	<input type="checkbox"/>	<input type="checkbox"/>
Mass Media (publishing and broadcasting)	<input type="checkbox"/>	<input type="checkbox"/>	<input type="checkbox"/>
Educational Services	<input type="checkbox"/>	<input type="checkbox"/>	<input type="checkbox"/>
Banking and Finance Sector	<input type="checkbox"/>	<input type="checkbox"/>	<input type="checkbox"/>
Community Assistance and Human Services Agencies	<input type="checkbox"/>	<input type="checkbox"/>	<input type="checkbox"/>
<b>Transportation and Warehousing</b>			
Passenger Transportation	<input type="checkbox"/>	<input type="checkbox"/>	<input type="checkbox"/>
Non-passenger Cargo transportation	<input type="checkbox"/>	<input type="checkbox"/>	<input type="checkbox"/>
Warehousing and Storage	<input type="checkbox"/>	<input type="checkbox"/>	<input type="checkbox"/>
Chemical Production and Manufacturing	<input type="checkbox"/>	<input type="checkbox"/>	<input type="checkbox"/>
Oil and Natural Gas Extraction and Production	<input type="checkbox"/>	<input type="checkbox"/>	<input type="checkbox"/>
Postal and Shipping	<input type="checkbox"/>	<input type="checkbox"/>	<input type="checkbox"/>
<b>Utility Services</b>			
Energy Generation, Transmission and Distribution	<input type="checkbox"/>	<input type="checkbox"/>	<input type="checkbox"/>
Water Supply and Waste Water Management and Remediation	<input type="checkbox"/>	<input type="checkbox"/>	<input type="checkbox"/>
Refuse Collection (Solid Waste Sanitation Services)	<input type="checkbox"/>	<input type="checkbox"/>	<input type="checkbox"/>



***You have now completed Question #7. Please wait for the presenter to indicate when you may continue to the next question.***

**Importance of Role**




Do the target groups listed below perform an important role in at least one of the following areas:

- Providing pandemic responses services in the United States
- Providing pandemic response services overseas and at US borders
- Maintaining national security
- Maintaining essential community and government services
- Maintaining essential economic services

Please indicate how important the target group’s role based on the following scale:

Role is not important	Role is somewhat important, but does not support other target groups in performing their work duties	Role is important and supports some target groups in performing their work duties	Role is critical and is required so that many other target groups can perform their work duties
-----------------------	--	---	---




Target Group	Role is not important	Role is somewhat important	Role is important	Role is critical
<b>Medical Care Service Providers- Settings</b>				
General Medical and Surgical Hospitals	<input type="checkbox"/>	<input type="checkbox"/>	<input type="checkbox"/>	<input type="checkbox"/>
Psychiatric and Substance Abuse Hospitals	<input type="checkbox"/>	<input type="checkbox"/>	<input type="checkbox"/>	<input type="checkbox"/>
Outpatient Care Facilities	<input type="checkbox"/>	<input type="checkbox"/>	<input type="checkbox"/>	<input type="checkbox"/>
Nursing and Residential Care Facilities	<input type="checkbox"/>	<input type="checkbox"/>	<input type="checkbox"/>	<input type="checkbox"/>
Medical and Diagnostic Laboratories	<input type="checkbox"/>	<input type="checkbox"/>	<input type="checkbox"/>	<input type="checkbox"/>
Pharmacies	<input type="checkbox"/>	<input type="checkbox"/>	<input type="checkbox"/>	<input type="checkbox"/>
Death Care Services	<input type="checkbox"/>	<input type="checkbox"/>	<input type="checkbox"/>	<input type="checkbox"/>

**Q8. Continued**

Please indicate how important the target group’s role based on the following scale:

Role is <b>not important</b>	Role is <b>somewhat important</b> , but does not support other target groups in performing their work duties	Role is <b>important and supports some target groups</b> in performing their work duties	Role is <b>critical and is required</b> so that many other target groups can perform their work duties
------------------------------	--	--	--




Target Group	Role is not important	Role is somewhat important	Role is important	Role is critical
<b>Medical Care Service Providers- Occupations</b>				
<i>Medical Care Practitioners</i>	<input type="checkbox"/>	<input type="checkbox"/>	<input type="checkbox"/>	<input type="checkbox"/>
<i>Other Licensed Medical Care Practitioners</i>	<input type="checkbox"/>	<input type="checkbox"/>	<input type="checkbox"/>	<input type="checkbox"/>
<i>Medical Care Aides</i>	<input type="checkbox"/>	<input type="checkbox"/>	<input type="checkbox"/>	<input type="checkbox"/>
<i>Medical Scientists and Laboratory Technicians</i>	<input type="checkbox"/>	<input type="checkbox"/>	<input type="checkbox"/>	<input type="checkbox"/>
<i>Mental Health and Social Service Providers</i>	<input type="checkbox"/>	<input type="checkbox"/>	<input type="checkbox"/>	<input type="checkbox"/>
<i>Health Care System Support and General Support</i>	<input type="checkbox"/>	<input type="checkbox"/>	<input type="checkbox"/>	<input type="checkbox"/>
<b>Public Health Departments</b>				
Front-Line Public Health Emergency Responders	<input type="checkbox"/>	<input type="checkbox"/>	<input type="checkbox"/>	<input type="checkbox"/>
Non-emergency Public Health Employees	<input type="checkbox"/>	<input type="checkbox"/>	<input type="checkbox"/>	<input type="checkbox"/>
<b>Medical and Pharmaceutical Manufacturing</b>				
Medical Supplies, Equipment and Materiel Manufacturing	<input type="checkbox"/>	<input type="checkbox"/>	<input type="checkbox"/>	<input type="checkbox"/>
Vaccine and Pharmaceutical Manufacturing	<input type="checkbox"/>	<input type="checkbox"/>	<input type="checkbox"/>	<input type="checkbox"/>
<b>Public Administration (national, state, local, tribal entities)</b>				
Elected Officials, Lawyers, Judges	<input type="checkbox"/>	<input type="checkbox"/>	<input type="checkbox"/>	<input type="checkbox"/>
Essential Government Employees	<input type="checkbox"/>	<input type="checkbox"/>	<input type="checkbox"/>	<input type="checkbox"/>
<b>National and Homeland Security Services</b>				
Border Security/Protection	<input type="checkbox"/>	<input type="checkbox"/>	<input type="checkbox"/>	<input type="checkbox"/>
Intelligence and National Security Agencies	<input type="checkbox"/>	<input type="checkbox"/>	<input type="checkbox"/>	<input type="checkbox"/>
Military: Active Duty and Reserves	<input type="checkbox"/>	<input type="checkbox"/>	<input type="checkbox"/>	<input type="checkbox"/>
National Guard	<input type="checkbox"/>	<input type="checkbox"/>	<input type="checkbox"/>	<input type="checkbox"/>
Non-Domestic Pandemic Assistance Services	<input type="checkbox"/>	<input type="checkbox"/>	<input type="checkbox"/>	<input type="checkbox"/>
Emergency and Disaster Planning and Management Services	<input type="checkbox"/>	<input type="checkbox"/>	<input type="checkbox"/>	<input type="checkbox"/>

**Q8. Continued**

Please indicate how important the target group's role based on the following scale:

Role is <b>not important</b>	Role is <b>somewhat important, but does not support other target groups</b> in performing their work duties	Role is <b>important and supports some target groups</b> in performing their work duties	Role is <b>critical and is required</b> so that many other target groups can perform their work duties
------------------------------	---	--	--




Target Group	Role is not important	Role is somewhat important	Role is important	Role is critical
<b>Public Safety and Emergency Services</b>				
Emergency Relief Organizations	<input type="checkbox"/>	<input type="checkbox"/>	<input type="checkbox"/>	<input type="checkbox"/>
Police Protection/ Law Enforcement	<input type="checkbox"/>	<input type="checkbox"/>	<input type="checkbox"/>	<input type="checkbox"/>
Fire Protection and Rescue	<input type="checkbox"/>	<input type="checkbox"/>	<input type="checkbox"/>	<input type="checkbox"/>
Emergency Medical Services (EMS)	<input type="checkbox"/>	<input type="checkbox"/>	<input type="checkbox"/>	<input type="checkbox"/>
Corrections	<input type="checkbox"/>	<input type="checkbox"/>	<input type="checkbox"/>	<input type="checkbox"/>
<b>Food and Agriculture Sector</b>	<input type="checkbox"/>	<input type="checkbox"/>	<input type="checkbox"/>	<input type="checkbox"/>
<b>Communications Sector</b>				
Telecommunications and Information Systems	<input type="checkbox"/>	<input type="checkbox"/>	<input type="checkbox"/>	<input type="checkbox"/>
Mass Media (publishing and broadcasting)	<input type="checkbox"/>	<input type="checkbox"/>	<input type="checkbox"/>	<input type="checkbox"/>
<b>Educational Services</b>	<input type="checkbox"/>	<input type="checkbox"/>	<input type="checkbox"/>	<input type="checkbox"/>
<b>Banking and Finance Sector</b>	<input type="checkbox"/>	<input type="checkbox"/>	<input type="checkbox"/>	<input type="checkbox"/>
<b>Community Assistance and Human Services Agencies</b>	<input type="checkbox"/>	<input type="checkbox"/>	<input type="checkbox"/>	<input type="checkbox"/>
<b>Transportation and Warehousing</b>				
Passenger Transportation	<input type="checkbox"/>	<input type="checkbox"/>	<input type="checkbox"/>	<input type="checkbox"/>
Non-passenger Cargo transportation	<input type="checkbox"/>	<input type="checkbox"/>	<input type="checkbox"/>	<input type="checkbox"/>
Warehousing and Storage	<input type="checkbox"/>	<input type="checkbox"/>	<input type="checkbox"/>	<input type="checkbox"/>
<b>Chemical Production and Manufacturing</b>	<input type="checkbox"/>	<input type="checkbox"/>	<input type="checkbox"/>	<input type="checkbox"/>
<b>Oil and Natural Gas Extraction and Production</b>	<input type="checkbox"/>	<input type="checkbox"/>	<input type="checkbox"/>	<input type="checkbox"/>
<b>Postal and Shipping</b>	<input type="checkbox"/>	<input type="checkbox"/>	<input type="checkbox"/>	<input type="checkbox"/>
<b>Utility Services</b>				
Energy Generation, Transmission and Distribution	<input type="checkbox"/>	<input type="checkbox"/>	<input type="checkbox"/>	<input type="checkbox"/>
Water Supply and Waste Water Management and Remediation	<input type="checkbox"/>	<input type="checkbox"/>	<input type="checkbox"/>	<input type="checkbox"/>
Refuse Collection (Solid Waste Sanitation Services)	<input type="checkbox"/>	<input type="checkbox"/>	<input type="checkbox"/>	<input type="checkbox"/>



***You have now completed Question #8. Please wait for the presenter to indicate when you may continue to the next question.***

**Expertise Required to Perform Role**



Do the target groups listed below perform a role which:


(1) Requires a high level of expertise (training, knowledge, experience, or licensure)

AND

(2) Can the industry function with a high level of worker absenteeism (~30% absent for a several week period)

Please indicate how much expertise the target group has based on the following scale:

Workers are <b><u>not clearly defined</u></b> by their expertise  Peak worker absenteeism <b><u>would not degrade</u></b> the ability of the target group to perform their essential work duties	Workers are <b><u>less defined</u></b> by their expertise  Peak worker absenteeism <b><u>would degrade</u></b> the ability of the target group to perform their essential work duties	Workers have <b><u>some</u></b> expertise and would be difficult to replace  Peak worker absenteeism <b><u>would degrade</u></b> the ability of the target group to perform their essential work duties	Workers have <b><u>a high level of</u></b> expertise and would be very difficult to replace  Peak worker absenteeism <b><u>would degrade</u></b> the ability of the target group to perform their essential work duties
--	---	---	---




Target Group	No expertise	Less expertise	Some expertise	High level of expertise
<b>Medical Care Service Providers- Settings</b>				
General Medical and Surgical Hospitals	<input type="checkbox"/>	<input type="checkbox"/>	<input type="checkbox"/>	<input type="checkbox"/>
Psychiatric and Substance Abuse Hospitals	<input type="checkbox"/>	<input type="checkbox"/>	<input type="checkbox"/>	<input type="checkbox"/>
Outpatient Care Facilities	<input type="checkbox"/>	<input type="checkbox"/>	<input type="checkbox"/>	<input type="checkbox"/>
Nursing and Residential Care Facilities	<input type="checkbox"/>	<input type="checkbox"/>	<input type="checkbox"/>	<input type="checkbox"/>
Medical and Diagnostic Laboratories	<input type="checkbox"/>	<input type="checkbox"/>	<input type="checkbox"/>	<input type="checkbox"/>
Pharmacies	<input type="checkbox"/>	<input type="checkbox"/>	<input type="checkbox"/>	<input type="checkbox"/>
Death Care Services	<input type="checkbox"/>	<input type="checkbox"/>	<input type="checkbox"/>	<input type="checkbox"/>

**Q9. Continued**

Please indicate how much expertise the target group has based on the following scale:

Workers are <b>not clearly defined</b> by their expertise  Peak worker absenteeism <b>would not degrade</b> the ability of the target group to perform their essential work duties	Workers are <b>less defined</b> by their expertise  Peak worker absenteeism <b>would degrade</b> the ability of the target group to perform their essential work duties	Workers have <b>some</b> expertise and would be difficult to replace  Peak worker absenteeism <b>would degrade</b> the ability of the target group to perform their essential work duties	Workers have <b>a high level</b> of expertise and would be very difficult to replace  Peak worker absenteeism <b>would degrade</b> the ability of the target group to perform their essential work duties
--	---	---	---




Target Group	No expertise	Less expertise	Some expertise	High level of expertise
<b>Medical Care Service Providers- Occupations</b>				
<i>Medical Care Practitioners</i>	<input type="checkbox"/>	<input type="checkbox"/>	<input type="checkbox"/>	<input type="checkbox"/>
<i>Other Licensed Medical Care Practitioners</i>	<input type="checkbox"/>	<input type="checkbox"/>	<input type="checkbox"/>	<input type="checkbox"/>
<i>Medical Care Aides</i>	<input type="checkbox"/>	<input type="checkbox"/>	<input type="checkbox"/>	<input type="checkbox"/>
<i>Medical Scientists and Laboratory Technicians</i>	<input type="checkbox"/>	<input type="checkbox"/>	<input type="checkbox"/>	<input type="checkbox"/>
<i>Mental Health and Social Service Providers</i>	<input type="checkbox"/>	<input type="checkbox"/>	<input type="checkbox"/>	<input type="checkbox"/>
<i>Health Care System Support and General Support</i>	<input type="checkbox"/>	<input type="checkbox"/>	<input type="checkbox"/>	<input type="checkbox"/>
<b>Public Health Departments</b>				
Front-Line Public Health Emergency Responders	<input type="checkbox"/>	<input type="checkbox"/>	<input type="checkbox"/>	<input type="checkbox"/>
Non-emergency Public Health Employees	<input type="checkbox"/>	<input type="checkbox"/>	<input type="checkbox"/>	<input type="checkbox"/>
<b>Medical and Pharmaceutical Manufacturing</b>				
Medical Supplies, Equipment and Materiel Manufacturing	<input type="checkbox"/>	<input type="checkbox"/>	<input type="checkbox"/>	<input type="checkbox"/>
Vaccine and Pharmaceutical Manufacturing	<input type="checkbox"/>	<input type="checkbox"/>	<input type="checkbox"/>	<input type="checkbox"/>
<b>Public Administration (national, state, local, tribal entities)</b>				
Elected Officials, Lawyers, Judges	<input type="checkbox"/>	<input type="checkbox"/>	<input type="checkbox"/>	<input type="checkbox"/>
Essential Government Employees	<input type="checkbox"/>	<input type="checkbox"/>	<input type="checkbox"/>	<input type="checkbox"/>

**Q9. Continued**

Please indicate how much expertise the target group has based on the following scale:

Workers are <b>not clearly defined</b> by their expertise  Peak worker absenteeism <b>would not degrade</b> the ability of the target group to perform their essential work duties	Workers are <b>less defined</b> by their expertise  Peak worker absenteeism <b>would degrade</b> the ability of the target group to perform their essential work duties	Workers have <b>some</b> expertise and would be difficult to replace  Peak worker absenteeism <b>would degrade</b> the ability of the target group to perform their essential work duties	Workers have <b>a high level</b> of expertise and would be very difficult to replace  Peak worker absenteeism <b>would degrade</b> the ability of the target group to perform their essential work duties
--	---	---	---




Target Group	No expertise	Less expertise	Some expertise	High level of expertise
<b>National and Homeland Security Services</b>				
Border Security/Protection	<input type="checkbox"/>	<input type="checkbox"/>	<input type="checkbox"/>	<input type="checkbox"/>
Intelligence and National Security Agencies	<input type="checkbox"/>	<input type="checkbox"/>	<input type="checkbox"/>	<input type="checkbox"/>
Military: Active Duty and Reserves	<input type="checkbox"/>	<input type="checkbox"/>	<input type="checkbox"/>	<input type="checkbox"/>
National Guard	<input type="checkbox"/>	<input type="checkbox"/>	<input type="checkbox"/>	<input type="checkbox"/>
Non-Domestic Pandemic Assistance Services	<input type="checkbox"/>	<input type="checkbox"/>	<input type="checkbox"/>	<input type="checkbox"/>
Emergency and Disaster Planning and Management Services	<input type="checkbox"/>	<input type="checkbox"/>	<input type="checkbox"/>	<input type="checkbox"/>
<b>Public Safety and Emergency Services</b>				
Emergency Relief Organizations	<input type="checkbox"/>	<input type="checkbox"/>	<input type="checkbox"/>	<input type="checkbox"/>
Police Protection/ Law Enforcement	<input type="checkbox"/>	<input type="checkbox"/>	<input type="checkbox"/>	<input type="checkbox"/>
Fire Protection and Rescue	<input type="checkbox"/>	<input type="checkbox"/>	<input type="checkbox"/>	<input type="checkbox"/>
Emergency Medical Services (EMS)	<input type="checkbox"/>	<input type="checkbox"/>	<input type="checkbox"/>	<input type="checkbox"/>
Corrections	<input type="checkbox"/>	<input type="checkbox"/>	<input type="checkbox"/>	<input type="checkbox"/>
<b>Food and Agriculture Sector</b>	<input type="checkbox"/>	<input type="checkbox"/>	<input type="checkbox"/>	<input type="checkbox"/>
<b>Communications Sector</b>				
Telecommunications and Information Systems	<input type="checkbox"/>	<input type="checkbox"/>	<input type="checkbox"/>	<input type="checkbox"/>
Mass Media (publishing and broadcasting)	<input type="checkbox"/>	<input type="checkbox"/>	<input type="checkbox"/>	<input type="checkbox"/>
<b>Educational Services</b>	<input type="checkbox"/>	<input type="checkbox"/>	<input type="checkbox"/>	<input type="checkbox"/>
<b>Banking and Finance Sector</b>	<input type="checkbox"/>	<input type="checkbox"/>	<input type="checkbox"/>	<input type="checkbox"/>

**Q9. Continued**

Please indicate how much expertise the target group has based on the following scale:

Workers are <b>not clearly defined</b> by their expertise  Peak worker absenteeism <b>would not degrade</b> the ability of the target group to perform their essential work duties	Workers are <b>less defined</b> by their expertise  Peak worker absenteeism <b>would degrade</b> the ability of the target group to perform their essential work duties	Workers have <b>some</b> expertise and would be difficult to replace  Peak worker absenteeism <b>would degrade</b> the ability of the target group to perform their essential work duties	Workers have <b>a high level</b> of expertise and would be very difficult to replace  Peak worker absenteeism <b>would degrade</b> the ability of the target group to perform their essential work duties
--	---	---	---



Target Group	No expertise	Less expertise	Some expertise	High level of expertise
<b>Transportation and Warehousing</b>				
Passenger Transportation	<input type="checkbox"/>	<input type="checkbox"/>	<input type="checkbox"/>	<input type="checkbox"/>
Non-passenger Cargo transportation	<input type="checkbox"/>	<input type="checkbox"/>	<input type="checkbox"/>	<input type="checkbox"/>
Warehousing and Storage	<input type="checkbox"/>	<input type="checkbox"/>	<input type="checkbox"/>	<input type="checkbox"/>
<b>Chemical Production and Manufacturing</b>				
Oil and Natural Gas Extraction and Production	<input type="checkbox"/>	<input type="checkbox"/>	<input type="checkbox"/>	<input type="checkbox"/>
Postal and Shipping	<input type="checkbox"/>	<input type="checkbox"/>	<input type="checkbox"/>	<input type="checkbox"/>
<b>Utility Services</b>				
Energy Generation, Transmission and Distribution	<input type="checkbox"/>	<input type="checkbox"/>	<input type="checkbox"/>	<input type="checkbox"/>
Water Supply and Waste Water Management and Remediation	<input type="checkbox"/>	<input type="checkbox"/>	<input type="checkbox"/>	<input type="checkbox"/>
Refuse Collection (Solid Waste Sanitation Services)	<input type="checkbox"/>	<input type="checkbox"/>	<input type="checkbox"/>	<input type="checkbox"/>



***You have now completed Question #9. Please wait for the presenter to indicate when you may continue to the final series of questions.***

**Excluding and Adding Target Groups**

Now we would like to know if you believe any of these target groups should be excluded from the analysis **OR** whether any other target groups not listed here should be included.



**Should any of these target groups be excluded from the analysis?**

HEALTH- RELATED CHARACTERISTIC TARGET GROUPS	Yes	No
<b>People with Chronic Medical Conditions, all ages</b>		
People with chronic medical conditions that compromise immune function, all ages	<input type="checkbox"/>	<input type="checkbox"/>
People with chronic medical conditions that <b>DO NOT</b> compromise immune function, all ages	<input type="checkbox"/>	<input type="checkbox"/>
People (hospitalized recently) with <b>multiple</b> chronic medical conditions, all ages	<input type="checkbox"/>	<input type="checkbox"/>
<b>Pregnant Women, all ages</b>	<input type="checkbox"/>	<input type="checkbox"/>
<b>Children &lt;=17</b>		
Infants and Toddlers, ages 6-23 months	<input type="checkbox"/>	<input type="checkbox"/>
Young children, ages 2-5 years	<input type="checkbox"/>	<input type="checkbox"/>
Older children and adolescents, over 5 years	<input type="checkbox"/>	<input type="checkbox"/>
<b>Persons 65+ years of age</b>		
Healthy Persons ages 65-84 years	<input type="checkbox"/>	<input type="checkbox"/>
Healthy Persons ages 85+ years	<input type="checkbox"/>	<input type="checkbox"/>
Persons living in nursing homes, ages 65+	<input type="checkbox"/>	<input type="checkbox"/>
Household contacts of persons: (1) Who are not recommended for vaccine (children <6 months) (2) Who are unlikely to receive protection from vaccine (severely immunocompromised, very elderly)	<input type="checkbox"/>	<input type="checkbox"/>

Pandemic Influenza Vaccine Prioritization Survey  
Survey Instrument

**Q10. continued**

Should any of these target groups be excluded from the analysis?

ROLE-BASED TARGET GROUPS	Yes	No
<b>Medical Care Service Providers- Settings</b>		
General Medical and Surgical Hospitals	<input type="checkbox"/>	<input type="checkbox"/>
Psychiatric and Substance Abuse Hospitals	<input type="checkbox"/>	<input type="checkbox"/>
Outpatient Care Facilities	<input type="checkbox"/>	<input type="checkbox"/>
Nursing and Residential Care Facilities	<input type="checkbox"/>	<input type="checkbox"/>
Medical and Diagnostic Laboratories	<input type="checkbox"/>	<input type="checkbox"/>
Pharmacies	<input type="checkbox"/>	<input type="checkbox"/>
Death Care Services	<input type="checkbox"/>	<input type="checkbox"/>
<b>Medical Care Service Providers- Occupations</b>		
<i>Medical Care Practitioners</i>	<input type="checkbox"/>	<input type="checkbox"/>
<i>Other Licensed Medical Care Practitioners</i>	<input type="checkbox"/>	<input type="checkbox"/>
<i>Medical Care Aides</i>	<input type="checkbox"/>	<input type="checkbox"/>
<i>Medical Scientists and Laboratory Technicians</i>	<input type="checkbox"/>	<input type="checkbox"/>
<i>Mental Health and Social Service Providers</i>	<input type="checkbox"/>	<input type="checkbox"/>
<i>Health Care System Support and General Support</i>	<input type="checkbox"/>	<input type="checkbox"/>
<b>Public Health Departments</b>		
Front-Line Public Health Emergency Responders	<input type="checkbox"/>	<input type="checkbox"/>
Non-emergency Public Health Employees	<input type="checkbox"/>	<input type="checkbox"/>
<b>Medical and Pharmaceutical Manufacturing</b>		
Medical Supplies, Equipment and Materiel Manufacturing	<input type="checkbox"/>	<input type="checkbox"/>
Vaccine and Pharmaceutical Manufacturing	<input type="checkbox"/>	<input type="checkbox"/>
<b>Public Administration (national, state, local, tribal entities)</b>		
Elected Officials, Lawyers, Judges	<input type="checkbox"/>	<input type="checkbox"/>
Essential Government Employees	<input type="checkbox"/>	<input type="checkbox"/>

**Q10. continued**

Should any of these target groups be excluded from the analysis?

ROLE-BASED TARGET GROUPS	Yes	No
<b>National and Homeland Security Services</b>		
Border Security/Protection	<input type="checkbox"/>	<input type="checkbox"/>
Intelligence and National Security Agencies	<input type="checkbox"/>	<input type="checkbox"/>
Military: Active Duty and Reserves	<input type="checkbox"/>	<input type="checkbox"/>
National Guard	<input type="checkbox"/>	<input type="checkbox"/>
Non-Domestic Pandemic Assistance Services	<input type="checkbox"/>	<input type="checkbox"/>
Emergency and Disaster Planning and Management Services	<input type="checkbox"/>	<input type="checkbox"/>
<b>Public Safety and Emergency Services</b>		
Emergency Relief Organizations	<input type="checkbox"/>	<input type="checkbox"/>
Police Protection/ Law Enforcement	<input type="checkbox"/>	<input type="checkbox"/>
Fire Protection and Rescue	<input type="checkbox"/>	<input type="checkbox"/>
Emergency Medical Services (EMS)	<input type="checkbox"/>	<input type="checkbox"/>
Corrections	<input type="checkbox"/>	<input type="checkbox"/>
<b>Food and Agriculture Sector</b>	<input type="checkbox"/>	<input type="checkbox"/>
<b>Communications Sector</b>		
Telecommunications and Information Systems	<input type="checkbox"/>	<input type="checkbox"/>
Mass Media (publishing and broadcasting)	<input type="checkbox"/>	<input type="checkbox"/>
<b>Educational Services</b>	<input type="checkbox"/>	<input type="checkbox"/>
<b>Banking and Finance Sector</b>	<input type="checkbox"/>	<input type="checkbox"/>
<b>Community Assistance and Human Services Agencies</b>	<input type="checkbox"/>	<input type="checkbox"/>
<b>Transportation and Warehousing</b>		
Passenger Transportation	<input type="checkbox"/>	<input type="checkbox"/>
Non-passenger Cargo transportation	<input type="checkbox"/>	<input type="checkbox"/>
Warehousing and Storage	<input type="checkbox"/>	<input type="checkbox"/>
<b>Chemical Production and Manufacturing</b>	<input type="checkbox"/>	<input type="checkbox"/>
<b>Oil and Natural Gas Extraction and Production</b>	<input type="checkbox"/>	<input type="checkbox"/>
<b>Postal and Shipping</b>	<input type="checkbox"/>	<input type="checkbox"/>
<b>Utility Services</b>		
Energy Generation, Transmission and Distribution	<input type="checkbox"/>	<input type="checkbox"/>
Water Supply and Waste Water Management and Remediation	<input type="checkbox"/>	<input type="checkbox"/>
Refuse Collection (Solid Waste Sanitation Services)	<input type="checkbox"/>	<input type="checkbox"/>

**Q11.** Have any target groups (or subgroups) been omitted from the above list that should be included in this analysis? If so, please list the target group below.




***You have now completed Section B. Please make sure your name and contact information and complete Section C Survey Evaluation.***